

Rock Hills Community Meeting

USD 107 Facility Needs and Planning
Oct. 27, 2021

To join on your smart devices, go to TTPOLL.com

OR
Download the FREE [TurningPoint App](#) on iTunes or Google

- Select “Guest”
- Enter the Session ID: **rockhills107**



HOW WE GOT HERE?



- ☐ STEM EDUCATION NEEDS
- ☐ AGING FACILITIES
- ☐ HVAC SYSTEMS AT END OF LIFE
- ☐ SPACE NEEDS
- ☐ INCREASED ENROLLMENT
- ☐ DISTRICT WIDE NEEDS

ABOUT

HTK



ZACH SNETHEN, AIA
Principal

zjs@htkarchitects.com



JEN HANNON, AIA
Project Manager

jdh@htkarchitects.com



NOAH MEDIAVILLA
Project Support

cnm@htkarchitects.com

PROCESS – FACILITY ASSESSMENT

01

DISCOVER

- Facility Assessment
- Identify Goals
- Programming
- Define Scope
- Staff interview
- Community dialog

**Needs
Understanding**

02

ESTABLISH

- Goals
- Budget
- Priorities

**Identify
Outcomes**

03

CONSENSUS

- Staff support
- Community support
- Priorities

**Building
Support**

04

DEVELOP

- Scenarios
- Actionable plans
- Implementation phasing
- Funding strategies

**Evaluate
Scenarios**

PROCESS – FACILITY ASSESSMENT

01

DISCOVER

- Facility Assessment
- Identify Goals
- Programming
- Define Scope
- Staff interview
- Community dialog

**Needs
Understanding**

PROCESS – FACILITY ASSESSMENT

01

DISCOVER

- Facility Assessment
- Identify Goals
- Programming
- Define Scope
- Staff interview
- Community dialog

**Needs
Understanding**

02

ESTABLISH

- Goals
- Budget
- Priorities

**Identify
Outcomes**

PROCESS – FACILITY ASSESSMENT



PROCESS – FACILITY ASSESSMENT

01

DISCOVER

- Facility Assessment
- Identify Goals
- Programming
- Define Scope
- Staff interview
- Community dialog

**Needs
Understanding**

02

ESTABLISH

- Goals
- Budget
- Priorities

**Identify
Outcomes**

03

CONSENSUS

- Staff support
- Community support
- Priorities

**Building
Support**

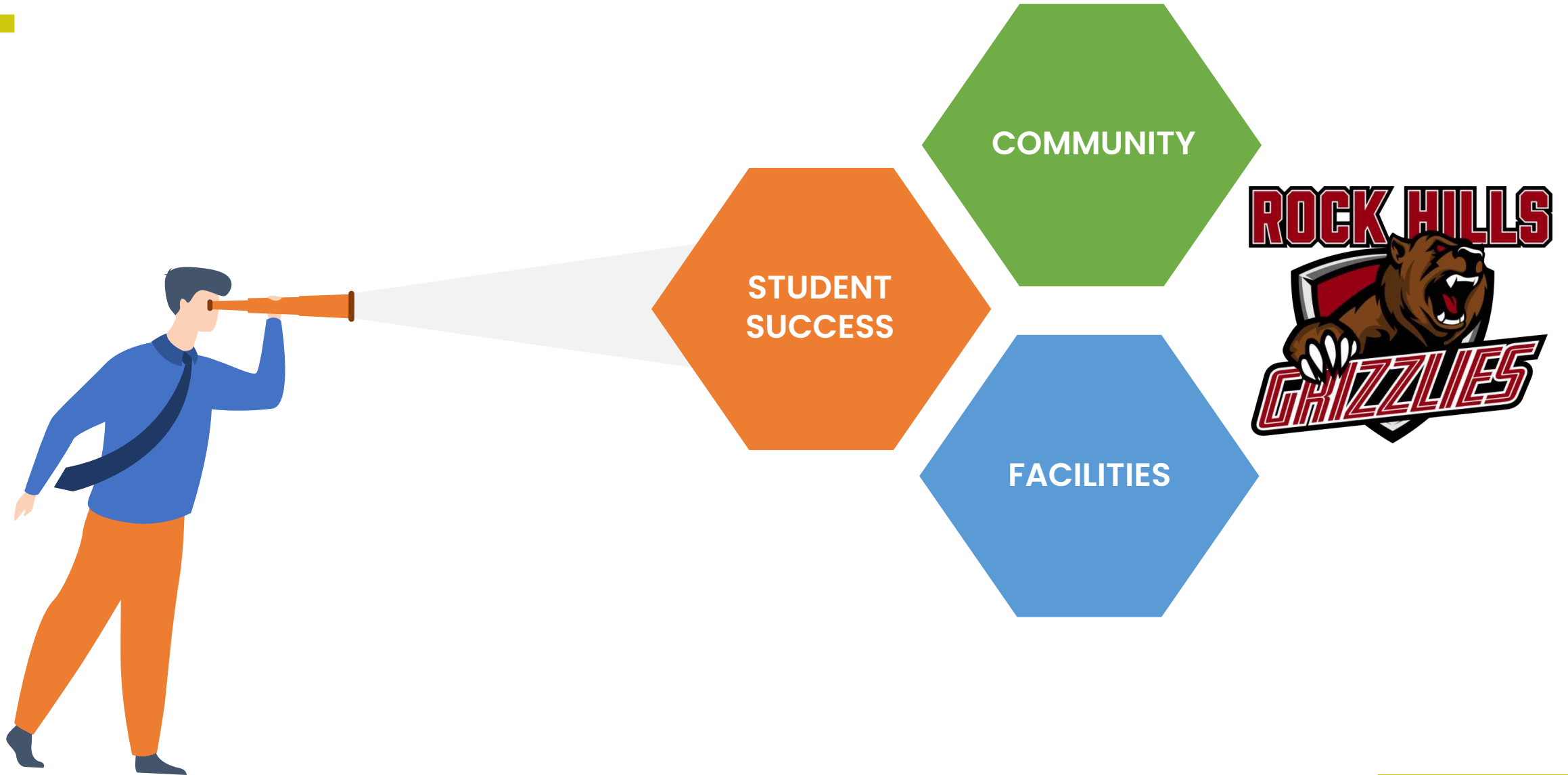
04

DEVELOP

- Scenarios
- Actionable plans
- Implementation phasing
- Funding strategies

**Evaluate
Scenarios**

DEFINING THE RIGHT VISION



WHAT WE'VE HEARD

Surveys

Board of education survey

School administrators survey

Staff survey ~ 38 responses

Community survey ~ 78 responses

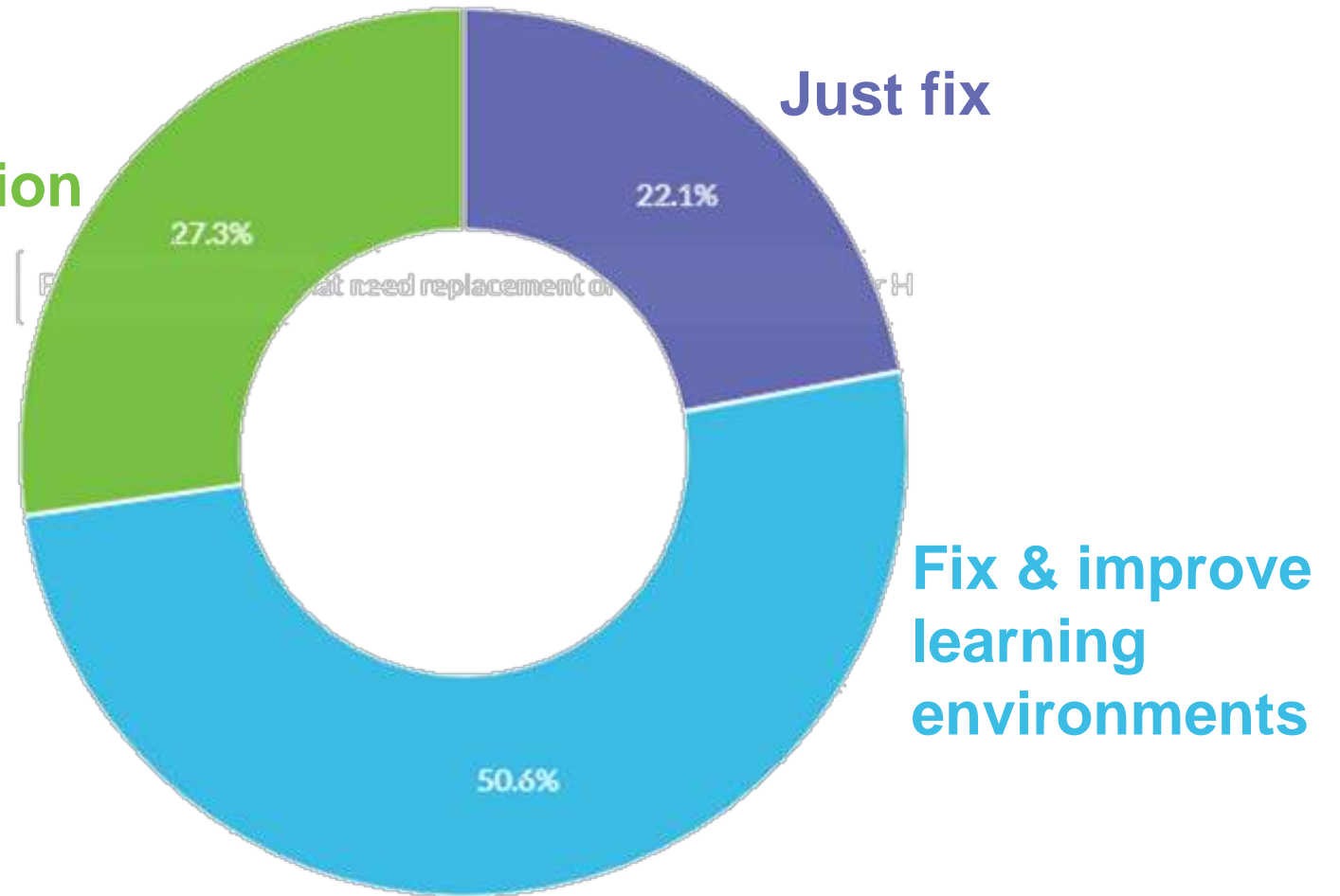
WHAT WE'VE HEARD

Current Community Survey Response

What should the focus be?

Fix & improve learning environments with consideration for creating one K-12 facility

77% want to see improvements made to the learning environments



WHAT WE'VE HEARD

Current Community Survey Response

Effective teaching methods?

Hands on learning

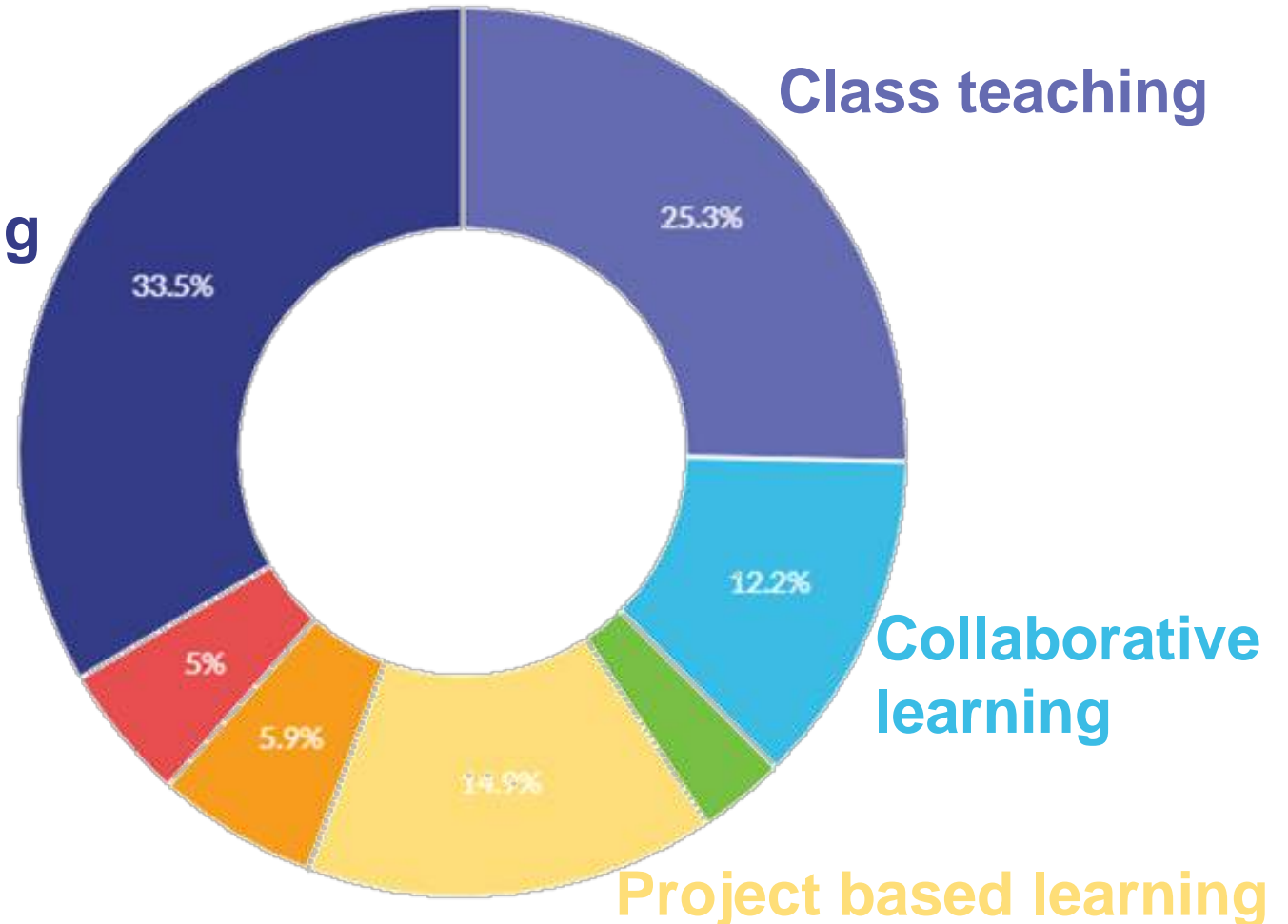
Class teaching

Collaborative learning

Project based learning

60% student-oriented learning methods

- Hands on
- PBL
- Collaborative



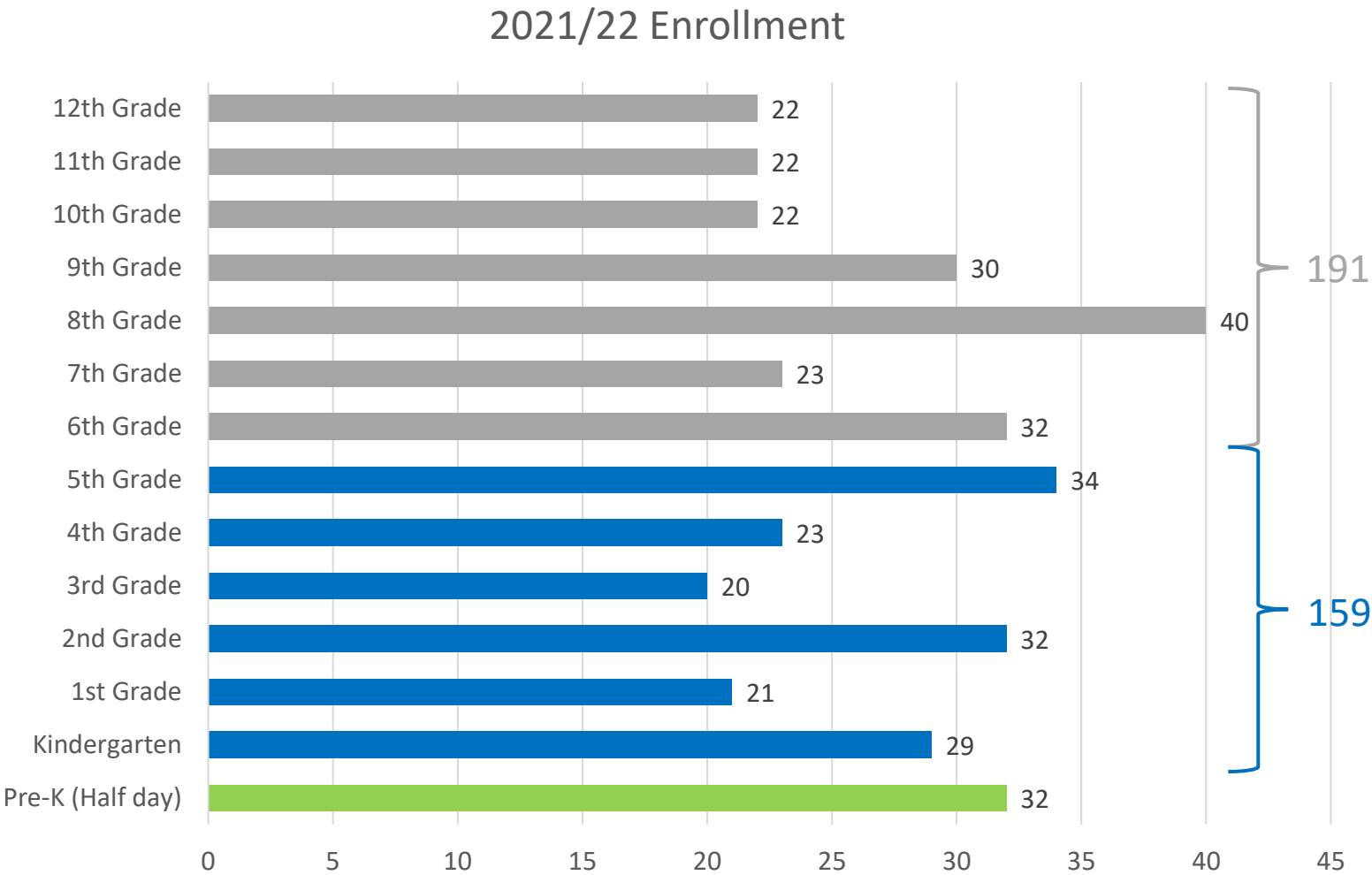
WHAT WE'VE HEARD

Current Community Survey Response

What's important?

- **Career & technical education**
- **Safe & secure environment**
- **Support services for students**
- **Stimulating learning environments**
- **Up to date technology**
- **Early childhood & Pre-K education**

ENROLLMENT

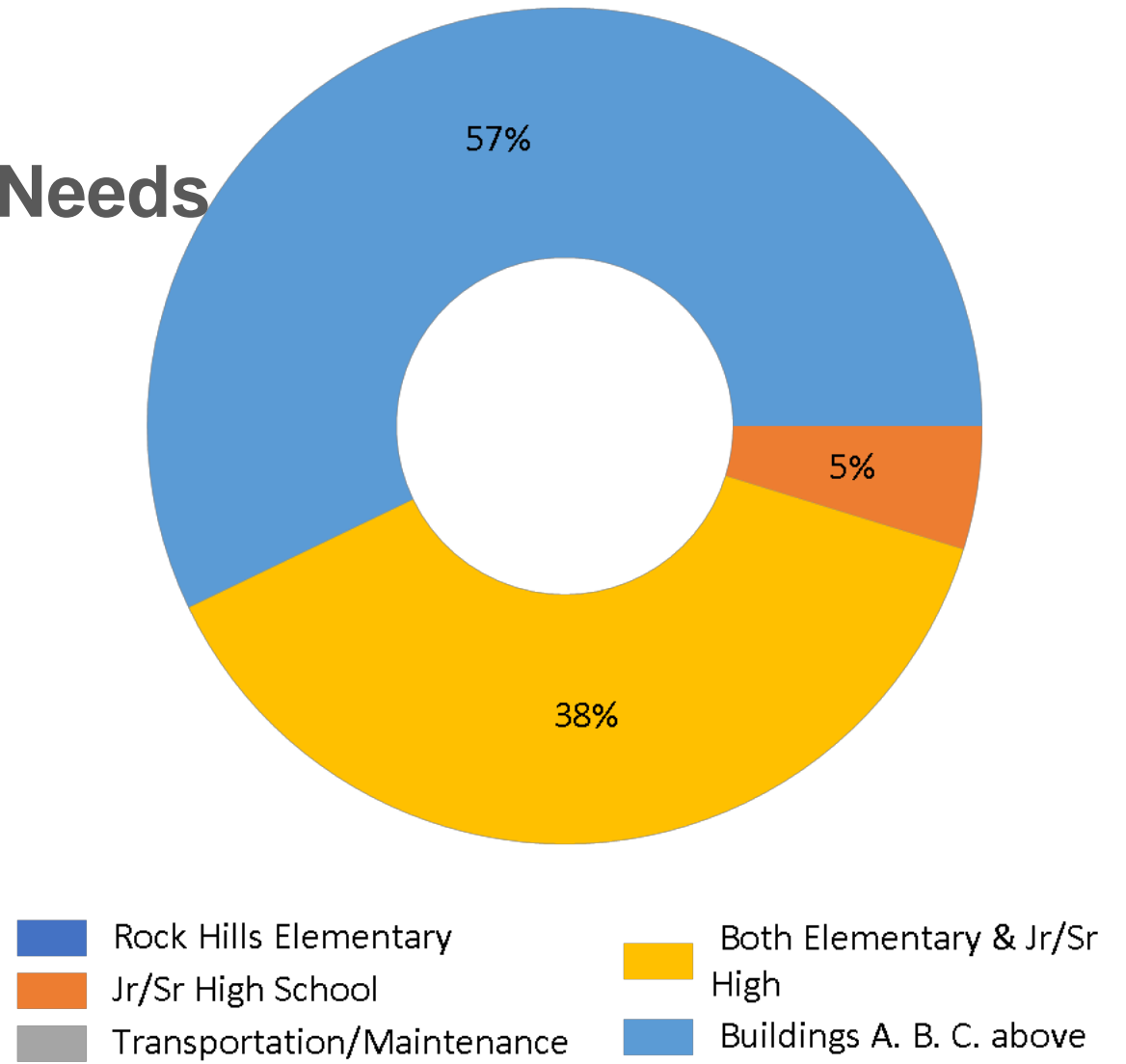


	Pre-K Total	Elementary Total	JR/SR High Total
2015- 2016		120	128
2016- 2017		140	133
2017- 2018		155	143
2018- 2019		140	131
2019- 2020	22	157	169
2020- 2021	32	159	191

INTERACT

Where are the Greatest Facility Needs of the District?

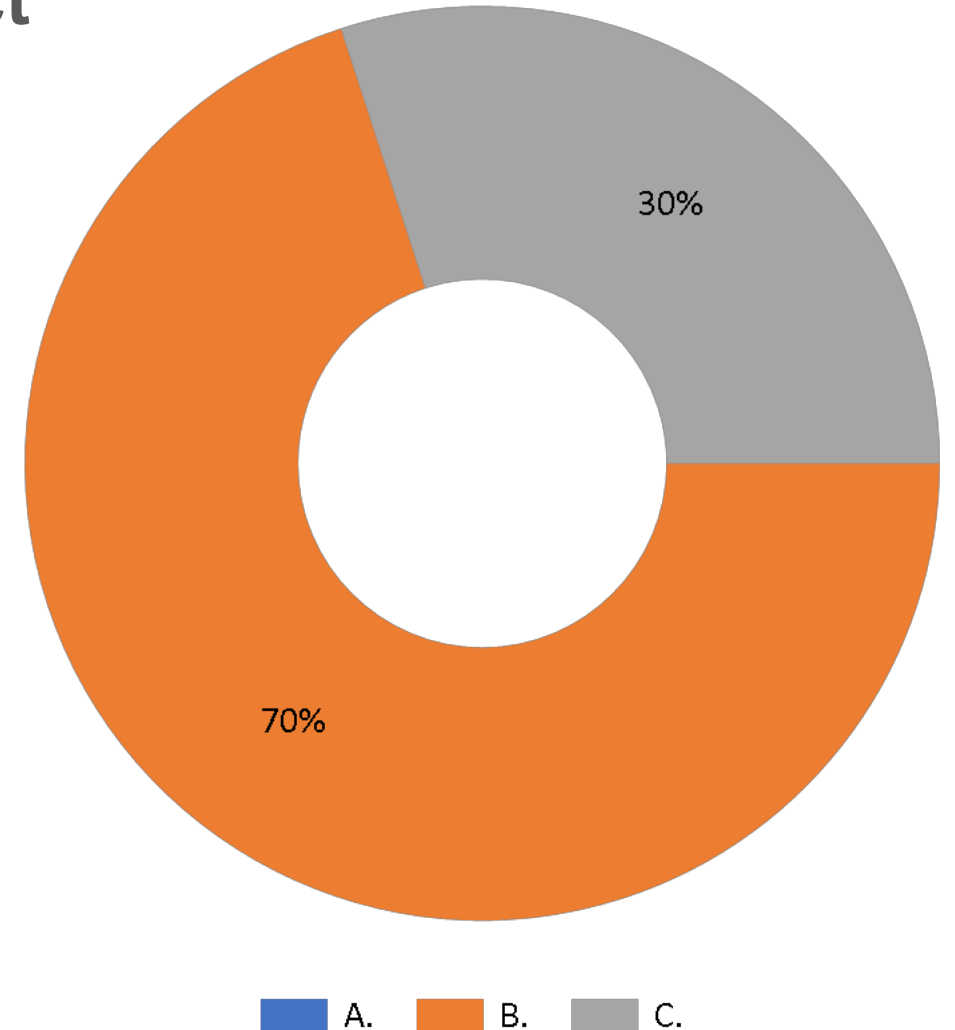
- A. Rock Hills Elementary
- B. Jr/Sr High School
- C. Transportation/Maintenance
- D. Both Elementary & Jr/Sr High
- E. Buildings A. B. C. above



INTERACT

What Should the Focus of the District Facilities Improvements Be?

- A. Fixing facility components that need replacement or repair
- B. Fixing facility components that need replacement or repair AND improving learning facilities with new learning environments
- C. Fixing components that need replacement or repaired at the JR/SR High school AND adding on to the building to house the elementary school in one combined K-12 educational facility.





What Do Learning Environments Look Like Today?

Learning Environment of Today

Safe and Secure Entrances



Learning Environment of Today

Storm Shelters



Learning Environment of Today

Classrooms



Learning Environment of Today

Career Training Education (CTE)



Learning Environment of Today

Athletics



Learning Environment of Today

Renovations


Before



After



Before



After



Before



After



Before



After



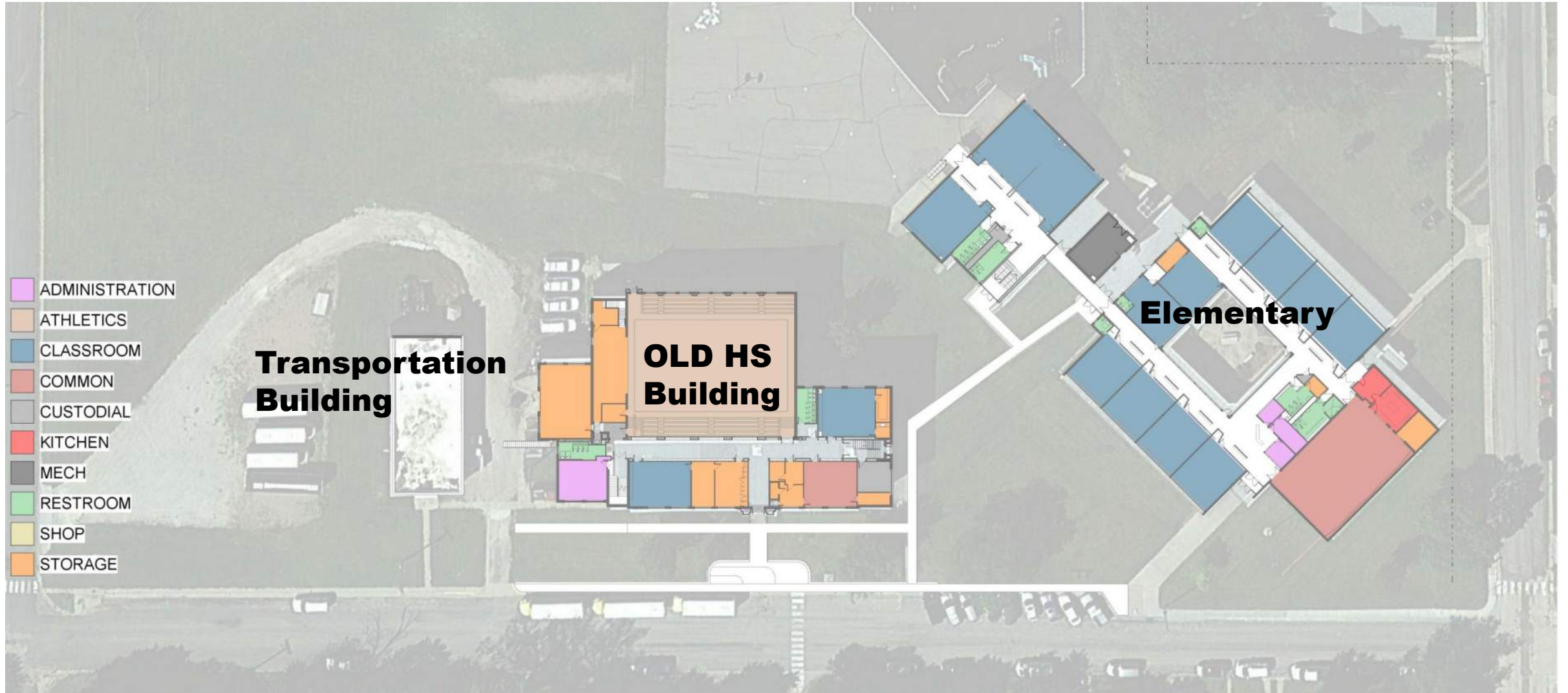


Understanding the Needs of Rock Hills

A photograph of Rock Hills Elementary School. The school is a single-story brick building with large windows. A large, leafy green tree stands in the center of the lawn in front of the building. The sky is blue with scattered white clouds. In the foreground, there is a paved road with a yellow curb and a brick wall. The text "ROCK HILLS" and "ELEMENTARY" is overlaid in large, bold, white letters.

ROCK HILLS ELEMENTARY

ELEMENTARY USAGE



Rock Hills Elementary



Rock Hills Elementary



Old High School



FACILITY NEEDS

Elementary School

- ☐ Get kids out of old building
 - ☐ Gym (shared practice gym?)
 - ☐ Pre-K, art, library, PAT, classroom
- ☐ Secure Entry
- ☐ Enlarge kitchen & Improve functionality
- ☐ Basement water issues (Currently addressing)
- ☐ Improve courtyard for outdoor education
- ☐ SPED & Student support space
- ☐ Staff Workroom
- ☐ Accessibility – elevator
- ☐ Lighting
- ☐ Storage

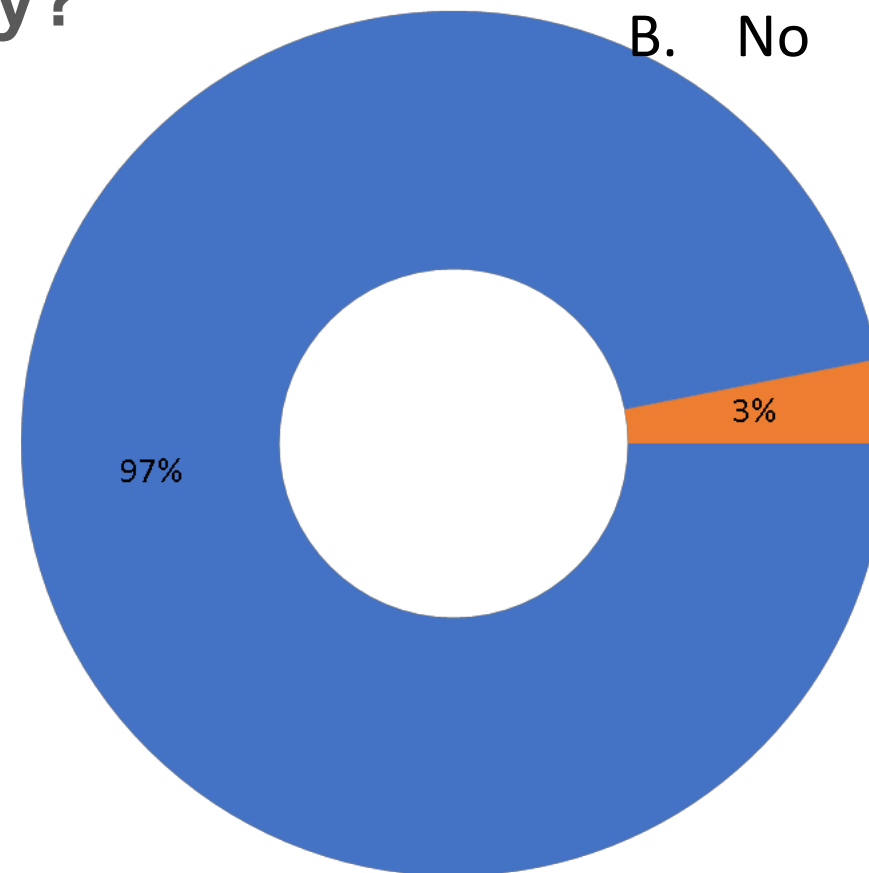
INTERACT

Do You Agree These are Needs That Should Be Addressed at Rock Hills Elementary?

A. Yes

B. No

- ☐ Get kids out of old building
- ☐ Gym (shared practice gym?)
- ☐ Pre-K, art, library, PAT, classroom
- ☐ Secure Entry
- ☐ Enlarge kitchen & Improve functionality
- ☐ Basement water issues (Currently addressing)
- ☐ Improve courtyard for outdoor education
- ☐ SPED & Student support space
- ☐ Staff Workroom
- ☐ Accessibility – elevator
- ☐ Lighting
- ☐ Storage



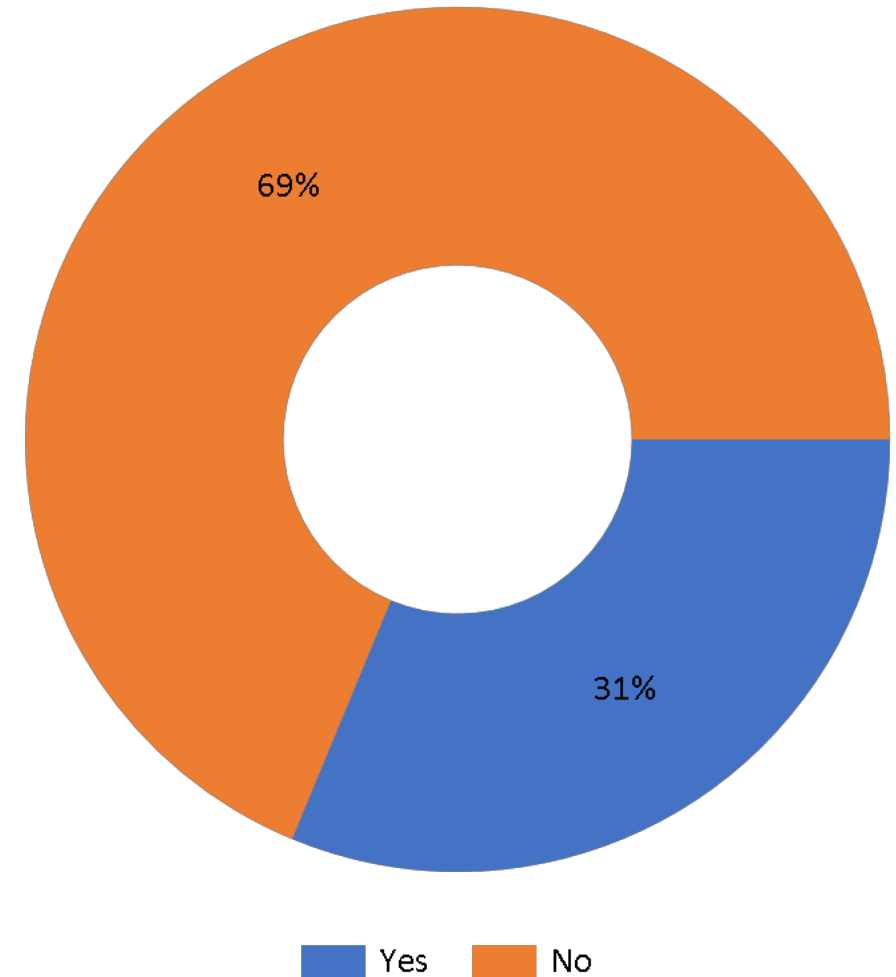
Yes No

INTERACT

**Should the old high school
continue to be used for
elementary school classrooms?**

A. Yes

B. No



INTERACT



What Other Needs Should Be Addressed at Rock Hills Elementary?

GIRLS BATHROOM, CEILING LEAKS

USE THE COURTYARD FOR OFFICE/WORKROOM ...

USE TEMPORARY BUILDINGS FOR CLASSROOMS...

SECURE PLAYGROUND AREA

OFFICE LAYOUT

PARKING

BATHROOMS

TECHNOLOGY

GYM SPACE FOR HS SPORTS

WHAT DOES STAFF NEED

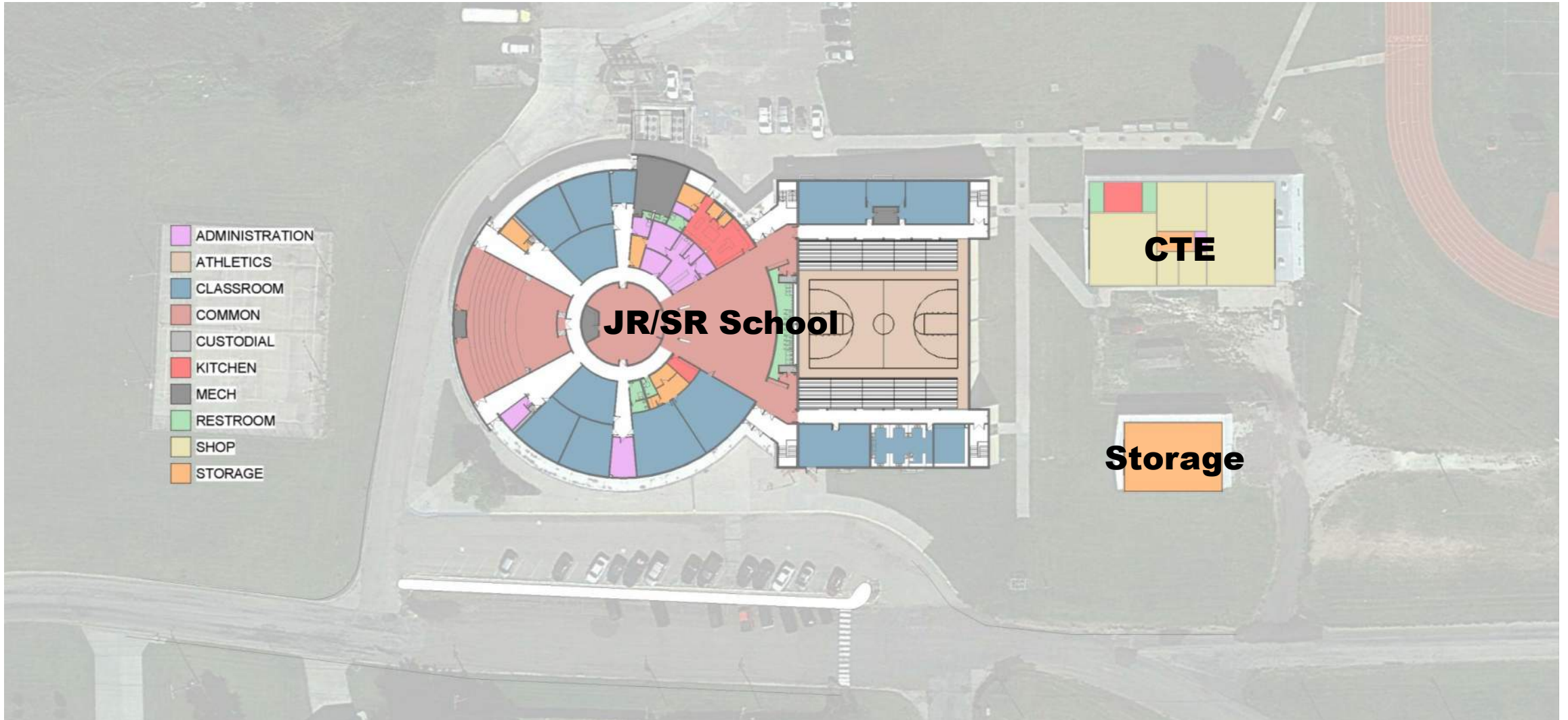
BETTER LUNCH ROOM FLOW

LARGER CLASSROOMS FOR KIDS AND A BIGGE...

A photograph of Rock Hills Jr/Sr High School. The school is a long, single-story building with tan brick walls and a white roof. In the foreground, there is a paved parking lot with several cars, including a dark red pickup truck and a light blue sedan. A small landscaped area with a red fire hydrant is visible in the center of the parking lot. The sky is blue with scattered white clouds. The image is framed by yellow geometric shapes on the left and right sides.

ROCK HILLS JR/SR HIGH

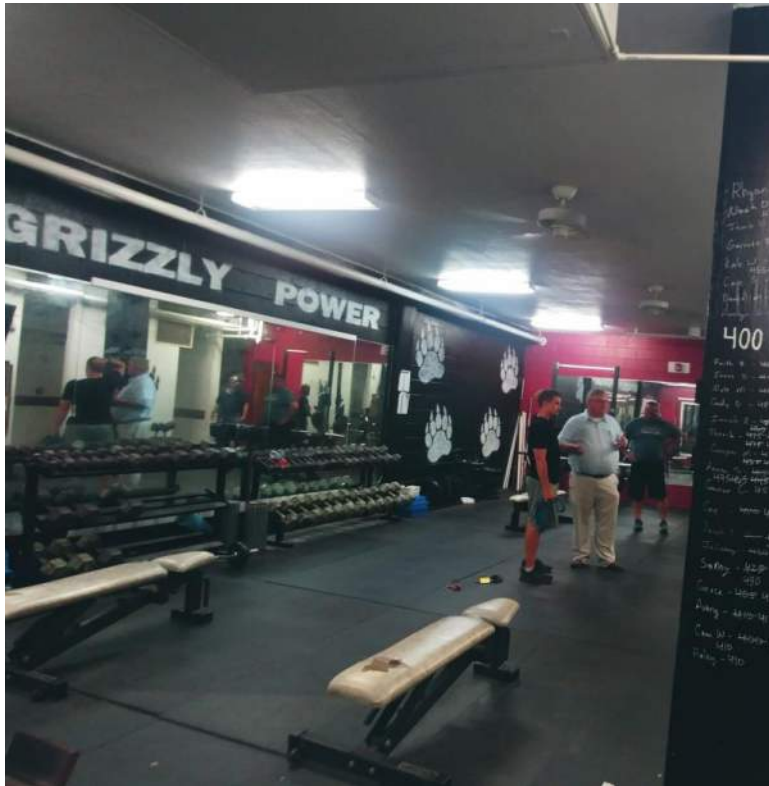
JR/SR HIGH USAGE



Jr/Sr High HVAC



Locker Rooms/Storm Shelter



CTE/Shop Facilities



FACILITY NEEDS

JR/SR High School

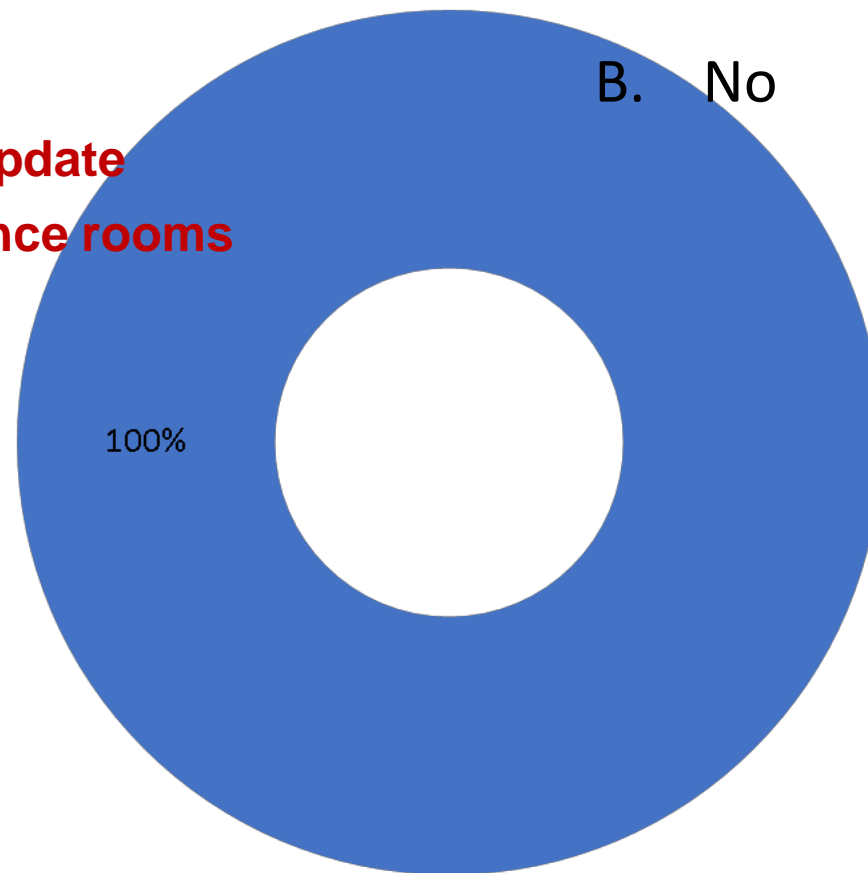
- ☐ HVAC
- ☐ Classroom renovation (incl. windows)
- ☐ Classroom space
- ☐ Secure Entry
- ☐ Gym
- ☐ Additional Locker room
- ☐ Tech building (renovate or replace)
- ☐ STEAM
- ☐ Lighting
- ☐ Kitchen & Concessions update
- ☐ Support spaces, Conference rooms
- ☐ Restrooms
 - In Building
 - Outdoor/Field Use
- ☐ Parking lot
- ☐ Refresh Building
- ☐ Define Front door

INTERACT

Do You Agree These are Needs That Should Be Addressed at Rock Hills Jr/Sr High?

A. Yes

B. No



Yes No

INTERACT

What Other Needs Should Be Addressed at Rock Hills Jr/Sr High?

MORE/LARGER CLASSROOMS
OUTSIDE LEARNING AREAS
SOUND SYSTEM RENOVATION IN LITTLE THEA...
HANDICAP ACCESSIBLE TRAFFIC FLOW AND PARKING
SOUND SYSTEM AT THE FOOTBALL FIELD OUTDOOR CLASSROOM SPACE
CLASSROOM SPACE PROPER VENTILATION IN SCIENCE ROOMS LOCKERS
FOOTBALL FIELD SPEAKERS PRACTICE GYM
PRACTICE GYMNASIUM ADD AN ON SITE SECOND GYM
TRAFFIC FLOW AROUND BUILDING
SPACE FOR GROWING CLASS SIZES
CONNECTING THE BUILDINGS

FACILITY NEEDS



General Needs & District Needs

- ☐ STEAM CTE facility
- ☐ Outdoor education
- ☐ Gym Space (if replacing old HS gym- Where is ideal location
- ☐ District Storage
- ☐ Intercom systems
- ☐ Camera systems
- ☐ Security lighting

FACILITY NEEDS

STEAM Education (CTE)

- ☐ Ag Tech & fabrication
- ☐ Construction science
- ☐ Earth Science Lab
- ☐ Life sciences Lab
- ☐ Business technology
- ☐ Multimedia technology
- ☐ NCKC4
- ☐ NC3 Integration
- ☐ Elementary STEAM classroom

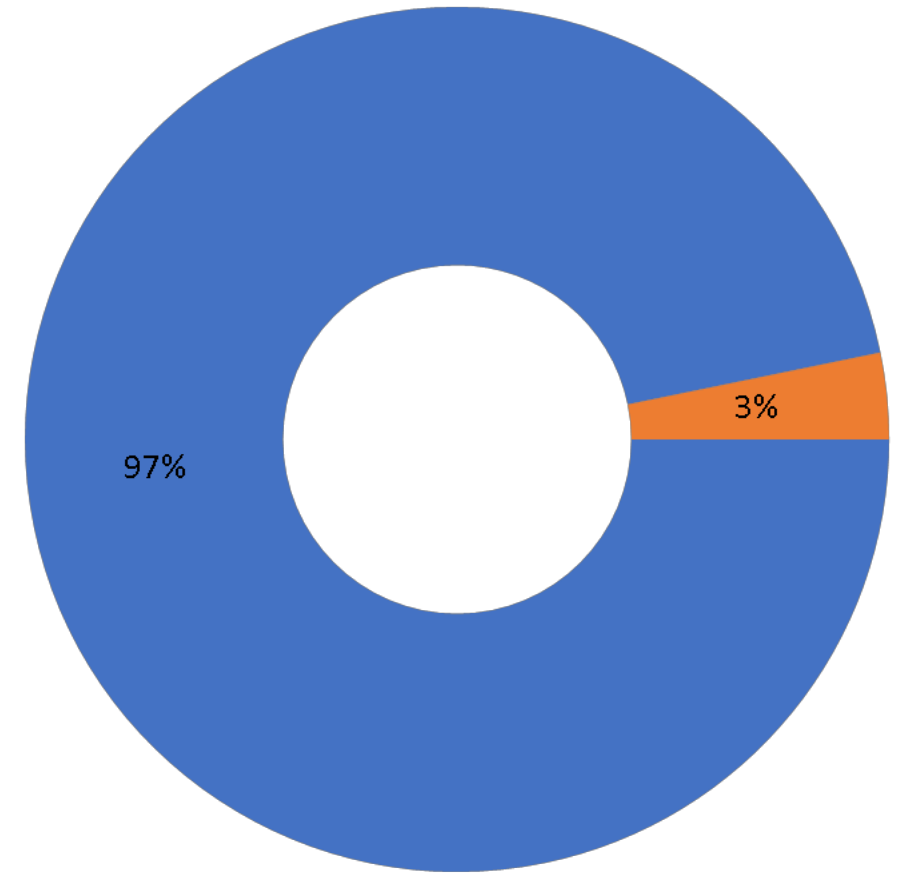


Preparing Students for Jobs

INTERACT

Do you agree that Rock Hills has needs that must be addressed?

- A. Yes
- B. No

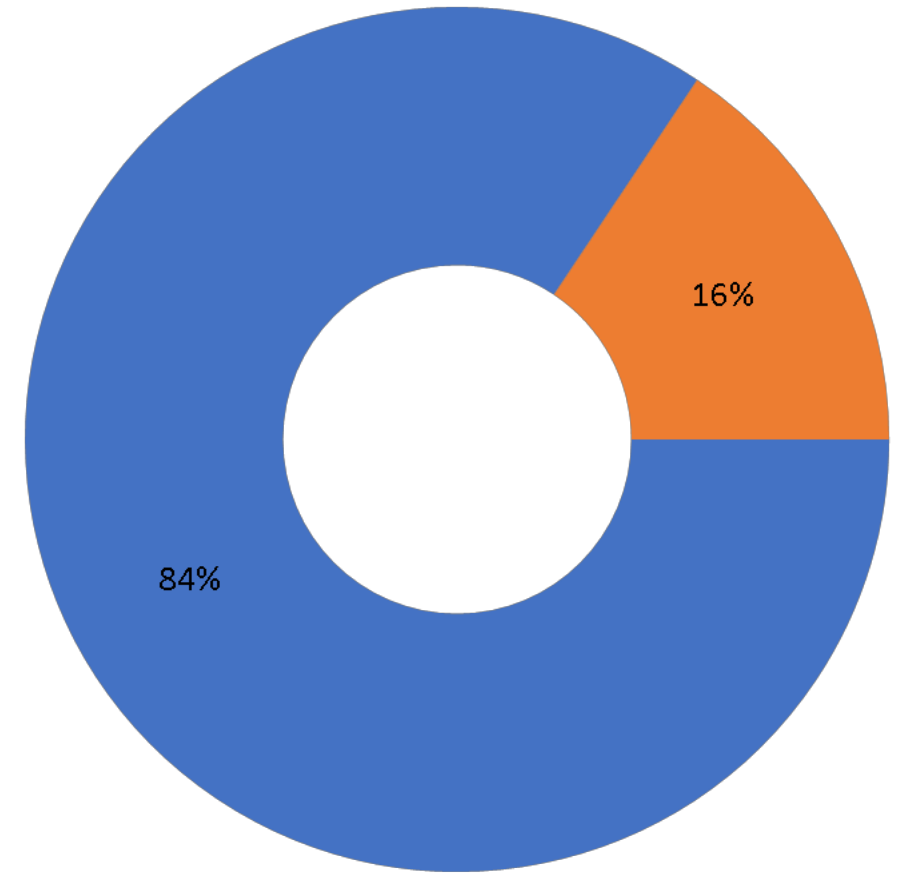


■ Yes ■ No

INTERACT

Would you support a bond issue to make improvements to district facilities?

- A. Yes
- B. No



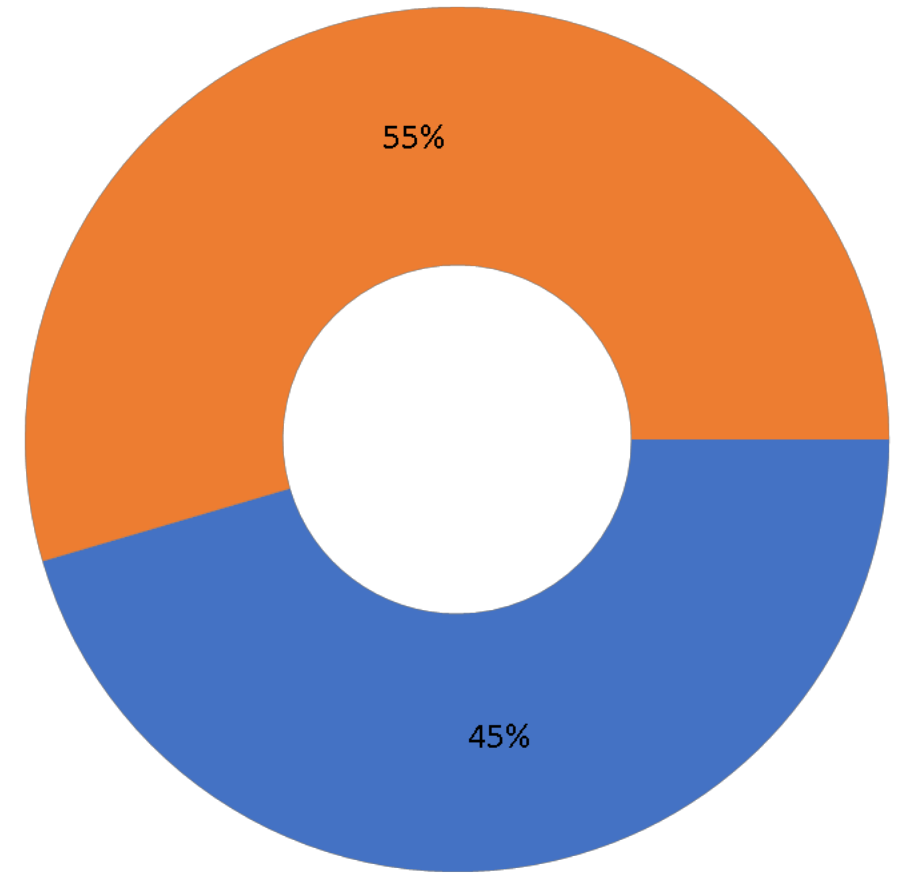
Yes No

INTERACT

Do you support exploring what a K-12 campus might look like with an addition on to the Jr/Sr High Building?

A. Yes

B. No

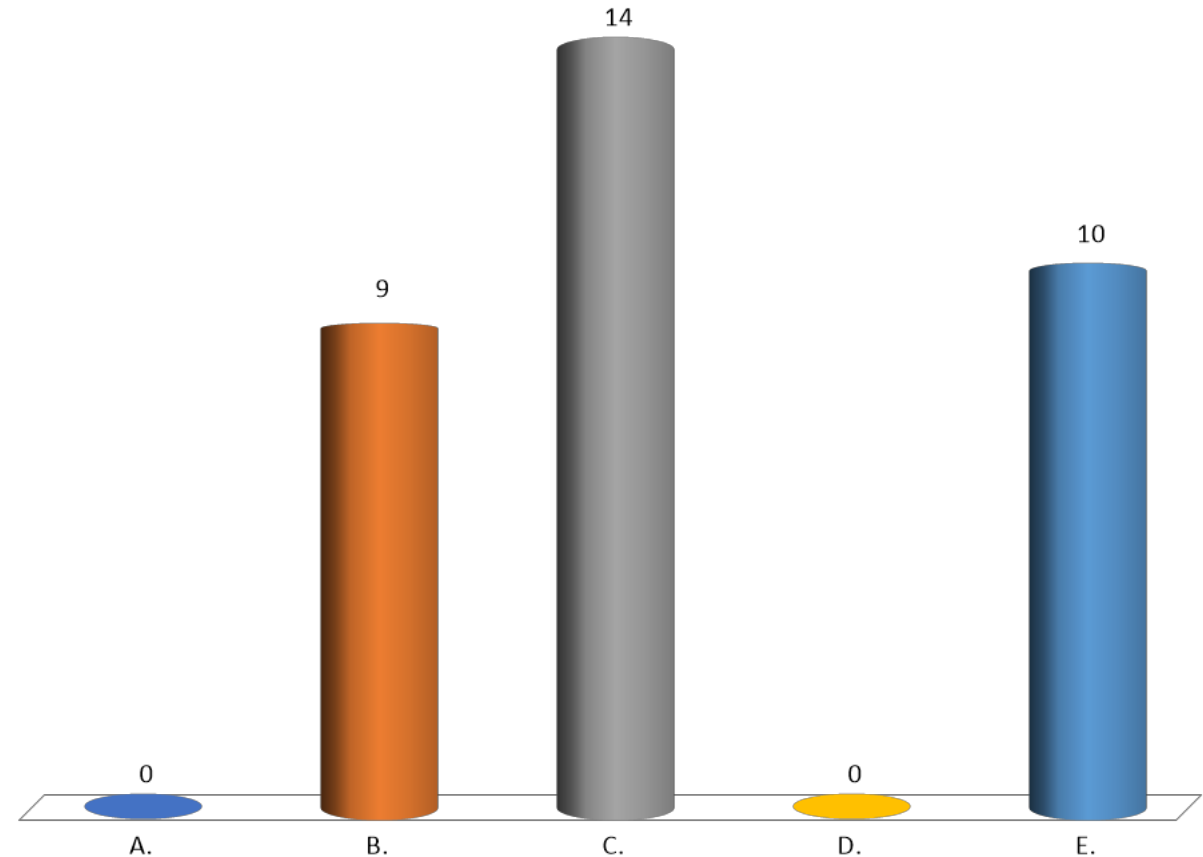


Yes No

INTERACT

Where do you get your information about the school district?

- A. Newspaper
- B. Social Media
- C. District website/app
- D. Radio
- E. Word of mouth



PROCESS – FACILITY ASSESSMENT

01

DISCOVER

- Facility Assessment
- Identify Goals
- Programming
- Define Scope
- Staff interview
- Community dialog

**Needs
Understanding**

02

ESTABLISH

- Goals
- Budget
- Priorities

**Identify
Outcomes**

03

CONSENSUS

- Staff support
- Community support
- Priorities

**Building
Support**

04

DEVELOP

- Scenarios
- Actionable plans
- Implementation phasing
- Funding strategies

**Evaluate
Scenarios**

NEXT STEPS



- ☐ **Analyze survey input**
- ☐ **BOE Analysis/Review**
- ☐ **Development of Options**
- ☐ **Community feedback**
- ☐ **Plan in place before end of 2021/2022 school year**

Rock Hills Community Meeting

USD 107 Facility Needs and Planning

Oct. 27, 2021

QUESTIONS

